

GROUP	21A	ACARICIDE
GROUP	39	FUNGICIDE



**ACTIVE INGREDIENT:** Fenazaquin  
*4-tert-butylphenethyl quinazolin-4-yl ether (IUPAC)*.....18.79%  
**OTHER INGREDIENTS:**.....81.21%  
 TOTAL 100.0%

Contains 1.7 pounds active ingredient per gallon.

**KEEP OUT OF REACH OF CHILDREN  
 WARNING/AVISO**

Si usted no entiende la etiqueta, busque a alguien para que se la explique a usted en detalle. (If you do not understand the label, find someone to explain it to you in detail.)

FIRST AID	
<b>If swallowed</b>	<ul style="list-style-type: none"> <li>• Call a poison control center or doctor immediately for treatment advice.</li> <li>• Have the person sip a glass of water if able to swallow.</li> <li>• Do not induce vomiting unless told to do so by a poison control center or doctor.</li> <li>• Do not give anything by mouth to an unconscious person.</li> </ul>
<b>If inhaled</b>	<ul style="list-style-type: none"> <li>• Move person to fresh air.</li> <li>• If person is not breathing call 911 or an ambulance, then give artificial respiration, preferably mouth-to-mouth, if possible.</li> <li>• Call a poison control center or doctor for further treatment advice.</li> </ul>
<b>If in eyes</b>	<ul style="list-style-type: none"> <li>• Hold eye open and rinse slowly and gently with water for 15-20 minutes.</li> <li>• Remove contact lenses, if present, after first 5 minutes, then continue rinsing eye.</li> <li>• Call a poison control center or doctor for treatment advice.</li> </ul>
<b>If on skin or clothing</b>	<ul style="list-style-type: none"> <li>• Take off contaminated clothing.</li> <li>• Rinse skin immediately with plenty of water for 15-20 minutes.</li> <li>• Call a poison control center or doctor for treatment advice.</li> </ul>
<b>HOTLINE NUMBER</b>	
Have the product container or label with you when calling a poison control center or doctor or going for treatment. <b>FOR MEDICAL EMERGENCIES INVOLVING THIS PRODUCT CALL 1-888-478-0798.</b>	
<b>NOTE TO PHYSICIAN</b>	
If ingested, the product may cause irritation of the GI tract, vomiting and diarrhea. Treatment should be symptomatic and supportive. No antidote is recommended.	

**PRECAUTIONARY STATEMENTS  
 HAZARD TO HUMANS AND DOMESTIC ANIMALS  
 WARNING/AVISO**

WARNING: May be fatal if swallowed. Harmful if inhaled. Causes moderate eye irritation. Wash thoroughly with soap and water after handling and before eating, drinking, chewing gum, using tobacco or using the toilet. Avoid breathing dust. Remove and wash contaminated clothing before reuse. Avoid contact with eyes, skin or clothing.

NET CONTENTS \_\_\_ QUARTS  
  
 The Go To Company

## PERSONAL PROTECTIVE EQUIPMENT (PPE)

### Applicators and other handlers must wear:

- Long-sleeved shirt and long pants (Coveralls for mixing/loading and applying with high-pressure handwand)
- Chemical-resistant gloves
- Shoes plus socks

Discard clothing and other absorbent materials that have been drenched or heavily contaminated with this product's concentrate. Do not re-use them. Follow manufacturer's instructions for cleaning and maintaining PPE. If no such instructions for washables exist, use detergent and hot water. Keep and wash PPE separately from other laundry.

**Engineering Controls Statement:** When handlers use closed systems, enclosed cabs, or aircraft in a manner that meets the requirements listed in the Worker Protection Standard (WPS) for agricultural pesticides [40 CFR 170.240(d)(4-6)], the handler PPE requirements may be reduced or modified as specified in the WPS.

### USER SAFETY RECOMMENDATIONS

#### Users should:

- Wash hands before eating, drinking, chewing gum, using tobacco, or using the toilet.
- Remove clothing immediately if pesticide gets inside. Then wash thoroughly and put on clean clothing.
- Remove PPE immediately after handling this product. Wash the outside of gloves before removing. As soon as possible, wash thoroughly and change into clean clothing.

### ENVIRONMENTAL HAZARDS

This pesticide is toxic to fish and aquatic invertebrates. Do not apply directly to water, to areas where surface water is present, or to intertidal areas below the mean high-water mark. Do not contaminate water when disposing of equipment washwaters or rinsate. Drift and runoff may be hazardous to aquatic organisms in water adjacent to treated areas. A level, well-maintained vegetative buffer strip between areas to which this product is applied and surface water features such as ponds, streams, and springs will reduce the potential loading of fenazaquin from runoff water and sediment.

This product is highly toxic to bees and other pollinating insects exposed to direct treatment or to residues in/on blooming crops or weeds. Protect pollinating insects by following label directions intended to minimize drift and reduce pesticide risk to these organisms.

### PROTECTION OF POLLINATORS



**APPLICATION RESTRICTIONS** EXIST FOR THIS PRODUCT BECAUSE OF RISK TO BEES AND OTHER INSECT POLLINATORS. FOLLOW APPLICATION RESTRICTIONS FOUND IN THE DIRECTIONS FOR USE TO PROTECT POLLINATORS.



Look for the bee hazard icon in the Directions for Use for each application site for specific use restrictions and instructions to protect bees and other insect pollinators.

#### **This product can kill bees and other insect pollinators.**

Bees and other insect pollinators will forage on plants when they flower, shed pollen, or produce nectar.

Bees and other insect pollinators can be exposed to this pesticide from:

- Direct contact during foliar applications, or contact with residues on plant surfaces after foliar applications
- Ingestion of residues in nectar and pollen when the pesticide is applied as a seed treatment, soil, tree injection, as well as foliar applications.

When Using This Product Take Steps To:

- Minimize exposure of this product to bees and other insect pollinators when they are foraging on pollinator attractive plants around the application site.
- Minimize drift of this product on to beehives or to off-site pollinator attractive habitat. Drift of this product onto beehives or off-site to pollinator attractive habitat can result in bee kills.

Information on protecting bees and other insect pollinators may be found at the Pesticide Environmental Stewardship website at: <http://pesticidestewardship.org/PollinatorProtection/Pages/default.aspx>.

Pesticide incidents (for example, bee kills) should immediately be reported to the state/tribal lead agency. For contact information for your state, go to: [www.aapco.org/officials.html](http://www.aapco.org/officials.html). Pesticide incidents should also be reported to the National Pesticide Information Center at: [www.npic.orst.edu](http://www.npic.orst.edu)-or directly to EPA at: [beekill@epa.gov](mailto:beekill@epa.gov)

## PRODUCT INFORMATION

**MAGISTER SC** is a suspension concentrate formulation that acts by contact to provide rapid knockdown of mites and certain insects. **MAGISTER SC** provides control of eggs by contact and controls immature and adult mites by both contact and ingestion. In addition to mites, **MAGISTER SC** has proven fungicidal activity. **MAGISTER SC** is a METI (mitochondrial electron transport inhibitor) classified as IRAC Group 21.

## DIRECTIONS FOR USE

It is a violation of Federal law to use this product in a manner inconsistent with its labeling.

Do not apply this product in a way that will contact workers or other persons, either directly or through drift. Only protected handlers may be in the area during application. For any requirements specific to your State or Tribe, consult the agency responsible for pesticide regulation.

- Aerial applications are prohibited.
- Do not apply by any type of irrigation system.
- Do not apply until all crops to be treated are through petal fall unless the following conditions have been met:

### 1. FOR CROPS UNDER CONTRACTED POLLINATION SERVICES



- Do not apply this product while bees are foraging
- Do not apply this product until flowering is complete and all petals have fallen unless the following condition has been met: If an application must be made when managed bees are at the treatment site, the beekeeper providing the pollination services must be notified no less than 48-hours prior to the time of the planned application so that the bees can be removed, covered or otherwise protected for 3 hours following application.

### 2. FOR FOOD CROPS AND COMMERCIALY GROWN ORNAMENTALS NOT UNDER CONTRACT FOR POLLINATION SERVICES BUT ARE ATTRACTIVE TO POLLINATORS



- Do not apply this product while bees are foraging.
- This product is toxic to bees exposed to residue for less than 3 hours following treatment.
- Do not apply this product to blooming, pollen-shedding or nectar-producing parts of plants if bees may forage on the plants during this time period, unless the application is made in response to a public health emergency declared by the appropriate state or federal authorities.

## AGRICULTURAL USE REQUIREMENTS

Use this product only in accordance with its labeling and with the Worker Protection Standard, 40 CFR part 170. This standard contains requirements for the protection of agricultural workers on farms, forests, nurseries, and greenhouses, and handlers of agricultural pesticides. It contains requirements for training, decontamination, notification, and emergency assistance. It also contains specific instructions and exceptions pertaining to the statements on this label about personal protective equipment (PPE), notification to workers, and restricted-entry interval. The requirements in this box only apply to uses of this product that are covered by the Worker Protection Standard.

Do not enter or allow worker entry into treated areas during the restricted entry interval (REI) of **12 hours**.

PPE required for early entry to treated areas that is permitted under the Worker Protection Standard and that involves contact with anything that has been treated, such as plants, soil, or water, is:

- Coveralls
- Chemical-resistant gloves
- Shoes plus socks

## RESISTANCE MANAGEMENT

### For Use as an Acaricide:

For resistance management, Magister SC contains a Group 21A acaricide. Any insect/mite population may contain individuals naturally resistant to Magister SC and other Group 21A acaricides. The resistant individuals may dominate the insect/mite population if this group of acaricides are used repeatedly in the same fields. Appropriate resistance-management strategies should be followed

To delay acaricide resistance, take the following steps:

- Rotate the use of Magister SC or other Group 21A acaricides within a growing season, or among growing seasons, with different groups that control the same pests.
- Use tank mixtures with acaricides from a different group that are equally effective on the target pest when such use is permitted. Do not rely on the same mixture repeatedly for the same pest population. Consider any known cross-resistance issues (for the targeted pests) between the individual components of a mixture. In addition, consider the following recommendations provided by the Insecticide Resistance Action Committee (IRAC):
  - Individual insecticides selected for use in mixtures should be highly effective and be applied at the rates at which they are individually registered for use against the target species.
  - Mixtures with components having the same IRAC mode of action classification are not recommended for insect resistance management.
  - When using mixtures, consider any known cross-resistance issues between the individual components for the targeted pest(s).
  - Mixtures become less effective if resistance is already developing to one or both active ingredients, but they may still provide pest management benefits.
  - The insect resistance management benefits of an insecticide mixture are greatest if the two components have similar periods of residual insecticidal activity. Mixtures of insecticides with unequal periods of residual insecticide activity may offer an insect resistance management benefit only for the period where both insecticides are active.
- Adopt an integrated pest management program for acaricides use that includes scouting, uses historical information related to pesticide use, crop rotation, record keeping, and which considers cultural, biological and other chemical control practices.
- Monitor after application for unexpected target pest survival. If the level of survival suggests the presence of resistance, consult with your local university specialist or certified pest control advisor.
- Contact your local extension specialist or certified crop advisors for any additional pesticide resistance-management and/or IPM recommendations for the specific site and pest problems in your area.
- For further information or to report suspected resistance contact a Gowan Company representative.

### For Use as a Fungicide:

For resistance management, Magister SC contains a Group 39 fungicide. Any fungal/bacterial population may contain individuals naturally resistant to Magister SC and other Group 39 fungicides. A gradual or total loss of pest control may occur over time if these fungicides are used repeatedly in the same fields. Appropriate resistance-management strategies should be followed.

To delay fungicide/bactericide resistance, take one or more of the following steps:

- Rotate the use of Magister SC or other Group 39 fungicides within a growing season sequence with different groups that control the same pathogens.
- Use tank mixtures with fungicide/bactericides from a different group that are equally effective on the target pest when such use is permitted. Use at least the minimum application rate as labeled by the manufacturer.
- Adopt an integrated disease management program for fungicide/bactericide use that includes scouting, uses historical information related to pesticide use, and crop rotation, and which considers host plant resistance, impact of environmental conditions on disease development, disease thresholds, as well as cultural, biological and other chemical control practices.
- Where possible, make use of predictive disease models to effectively time fungicide/bactericide applications. Note that using predictive models alone is not sufficient to manage resistance.
- Monitor treated fungal/bacterial populations for resistance development.
- Contact your local extension specialist or certified crop advisor for any additional pesticide resistance-management and/or IPM recommendations for specific crops and pathogens.
- For further information or to report suspected resistance contact a Gowan Company representative. You can also contact your pesticide distributor or university extension specialist to report resistance.

### APPLICATION INSTRUCTIONS

Apply this product to the crops listed on this label. Apply as described in the mixing and application section below. Apply only for the sites, pests, and application methods described on this label.

### FOLIAR SPRAY APPLICATIONS

Foliar applications may be made using properly calibrated ground sprayers. Thorough and uniform coverage of plants, with direct contact of the spray mixture to the target pests is required for satisfactory control.

Apply **MAGISTER SC** in sufficient water to ensure thorough coverage of fruit and foliage. Applications can be made with low or high volume spray equipment; however, thorough coverage is required for optimum control.

Do not apply where thorough coverage of plant is not possible. Applications made with less than thorough coverage may result in slower activity and/or less overall control from a single application than an application made with higher gallonages.

See application volume directions by crop in the Application Directions table.

### SPRAY DRIFT MANAGEMENT

Do not allow spray to drift from the application site and contact people, structures people occupy at any time and the associated property, parks and recreation areas, non-target crops, aquatic and wetland areas, woodlands, pastures, rangelands, or animals.

Do not apply within 25 ft. of lakes, reservoirs, rivers, permanent streams, marshes, natural ponds, estuaries, or commercial fish farm ponds.

For ground boom applications, apply with nozzle height no more than 4 feet above the ground or crop canopy and when wind speed is 10 mph or less at the application site as measured by an anemometer. Use medium or coarser spray according to ASAE 572 definition for standard nozzles or VMD for spinning atomizer nozzles.

For orchard/vineyard airblast applications, do not direct spray above trees/vines and turn off outward pointing nozzles at row ends and outer rows. Apply only when wind speed is 3 -10 mph at the application site as measured by an anemometer outside of the orchard/vineyard on the upwind side. The applicator also must use all other measures necessary to control drift.

### MIXING INSTRUCTIONS

Shake well before using and agitate frequently while applying. If agitation is stopped for an extended period of time, the spray solution must be thoroughly re-mixed prior to further use. Maintain agitation during mixing.

In general, no additives are necessary for effective use of **MAGISTER SC**. **MAGISTER SC** may be tank mixed with non-ionic surfactants.

### Phytotoxicity

The phytotoxic potential of **MAGISTER SC** has been assessed on a wide variety of crops with no phytotoxicity observed. However, all plant species and their varieties and cultivars have not been tested with possible tank mix combinations, sequential pesticide treatments, and adjuvants and surfactants. Local conditions can also influence crop tolerance and may not match those under which testing has been conducted. Therefore, before using **MAGISTER SC**, test the product on a sample of the crop to be treated to ensure that a phytotoxic response will not occur as a result of applications.

### Compatibility Test for Mix Components

Before mixing components, always perform a compatibility jar test.

For 50 gallons per acre spray volume, use 8.25 cups (2000 ml) of water. For other spray volumes, adjust rates accordingly. Only use water from the intended source at the source temperature.

Add components in the sequence indicated in the **Mixing Order** (see below) using 2 teaspoons for each pound or 1 teaspoon for each pint of recommended label rate per acre.

Always cap the jar and invert 10 cycles between component additions.

When the components have all been added to the jar, let the solution stand for 15 minutes. Evaluate the solution for uniformity and stability.

The spray solution should not have free oil on the surface, nor fine particles that precipitate to the bottom, nor thick (clabbered) texture. If the spray solution is not compatible, repeat the compatibility test with the addition of a suitable compatibility agent. If the solution is then compatible, use the compatibility agent as directed on its label. If the solution is still incompatible, do not mix the ingredients in the same tank.

**Mixing Order**

- 1) **Water:** Begin by agitating a thoroughly clean sprayer tank half full of clean water.
- 2) **Water-dispersible products:** (dry flowables, wettable powders, suspension concentrates, or suspo-emulsions)
- 3) **Emulsifiable concentrates**
- 4) **Water Soluble Products**
- 5) **Water-soluble additives**
- 6) **Remaining quantity water**

Maintain constant agitation during application.

It is the pesticide user's responsibility to ensure that all products are registered for the intended use. Users must follow the most restrictive directions for use and precautionary statements of each product in the tank mixture.




**Pests Controlled by MAGISTER SC**



<b>MITES</b>	
<b>TETRANYCHIDAE</b>	
Banks grass mite (use at least 32 fl oz per acre, for best results)	<i>Oligonychus ununguis</i>
Big Bud Mite	<i>Phytocoptella avellanae</i> <i>Cecidophyopsis vermiformis</i>
Brown mite	<i>Bryobia rubrioculus</i>
Carmine mite	<i>Tetranychus cinnabarinus</i>
Citrus red mite	<i>Panonychus citri</i>
European red mite	<i>Panonychus ulmi</i>
McDaniel spider mite	<i>Tetranychus mcdanieli</i>
Pacific spider mite	<i>Tetranychus pacificus</i>
Strawberry spider mite	<i>Tetranychus turkestanii</i>
Spruce spider mite	<i>Oligonychus ununguis</i>
Texas citrus mite	<i>Eotetranychus banksi</i>
Twospotted spider mite	<i>Tetranychus urticae</i>
Willamette spider mite	<i>Eotetranychus willamettei</i>
Yellow spider mite	<i>Eotetranychus carpini borealis</i>
Yuma spider mite	<i>Eotetranychus yumensis</i>
<b>ERIOPHYIDAE</b>	
Apple rust mite	<i>Aculus schlechtendali</i>
Citrus bud mite	<i>Aceria sheldoni</i>
Citrus rust mite (use at least 32 fl oz per acre, for best results)	<i>Phyllocoptera oleivora</i>
Grape rust mite	<i>Calepitrimerus vitis</i>
Plum nursery mite	<i>Aculus fockeui</i>
Peach silver mite	<i>Aculus Cornutus</i>
Pear rust mite	<i>Epitimerus pyri</i>
Pink citrus rust mite	<i>Aculops pelekassi</i>
<b>DISEASES</b>	
Alternaria Leaf Spot (suppression only)	<i>Alternaria alternata</i>
Powdery Mildew (control in grapes, cucurbits, hops and cherries only) (suppression in pome fruit)	Relevant species
Rust (suppression in almonds only)	<i>Tranzchelia discolor</i>
Shot Hole (suppression in almonds only)	<i>Wilsonomyces carpophilus</i>
Scab (suppression in almonds only)	<i>Fusicladium carpophilum</i>
<b>INSECTS</b>	
Asian Citrus Psyllid	<i>Diaphorina citri</i>
Grape leaf hopper	<i>Erythroneura elegantula</i>
Greenhouse whitefly	<i>Trialeurodes vaporariorum</i>
Pear psylla	<i>Cacopsylla (=Psylla) pyricola</i>
Silverleaf whitefly	<i>Bemisia tabaci</i>

**PREHARVEST INTERVAL**




The required days between the last application and harvest are given in ( ) after each crop name.

**APPLICATION DIRECTIONS**

CROP	RATE FL OZ/ACRE	LB A.I./ACRE	COMMENTS
<b>AVOCADO (7)</b>	24 - 36	0.3 – 0.48	Apply in at least 100 gallons of water per acre. Use higher rates for heavier mite pressure.  <ul style="list-style-type: none"> <li>Do not make more than one application per year.</li> <li>Do not exceed application rate of 36 fl oz of product (0.48 lb a.i.) per acre per year.</li> </ul>
 <b>BUSHBERRY SUBGROUP 13-07B (7)</b> Aronia berry; blueberry, highbush; blueberry, lowbush; buffalo currant; Chilean guava; cranberry, highbush; currant, black; currant, red; elderberry; European barberry; gooseberry; honeysuckle, edible; huckleberry; jostaberry; Juneberry (Saskatoon berry); lingonberry; native currant; salal; sea buckthorn; cultivars, varieties, and/or hybrids of these	24 – 36	0.3 – 0.48	Apply in at least 50 gallons of water per acre. Use higher rates for heavier mite pressure.  <ul style="list-style-type: none"> <li>Do not make more than one application per year.</li> <li>Do not exceed application rate of 36 fl oz of product (0.48 lb a.i.) per acre per year.</li> <li>Do not apply this product until crop is through petal fall unless the conditions under the Direction For Use section on page 3 have been met.</li> </ul>
 <b>CANEBERRY SUBGROUP 13-07A (7)</b> Blackberry; loganberry; raspberry, black and red; wild raspberry; cultivars, varieties, and/or hybrids of these	32 - 36	0.42 – 0.48	Apply in at least 50 gallons of water per acre. Use higher rates for heavier mite pressure.  <ul style="list-style-type: none"> <li>Do not make more than one application per year.</li> <li>Do not exceed application rate of 36 fl oz of product (0.48 lb a.i.) per acre per year.</li> <li>Do not apply this product until crop is through petal fall unless the conditions under the Direction For Use section on page 3 have been met.</li> </ul>
<b>CHRISTMAS TREE AND CHRISTMAS TREE PLANTATIONS</b> (field grown, outdoor) (0)	24 - 36	0.3 - 0.48	Apply in at least 50 gallons of water per acre. Use higher rates for heavier mite pressure.  <ul style="list-style-type: none"> <li>Do not make more than one application per cropping.</li> <li>Do not exceed 36 fl oz of product (0.48 lb a.i.) per acre per year.</li> </ul>
 <b>CITRUS FRUIT GROUP 10-10 (7)</b> Australian desert lime; Australian finger-lime; Australian round lime; Brown River finger lime; calamondin; citron; citrus hybrids; grapefruit; Japanese summer grapefruit; kumquat; lemon; lime; Mediterranean mandarin; mount white lime; New Guinea wild lime; orange, sour; orange, sweet; pummelo; Russell River lime; satsuma mandarin; sweet lime; tachibana orange; Tahiti lime; tangelo; tangerine (mandarin); tangor; trifoliolate orange; unqi fruit; cultivars, varieties, and/or hybrids of these	32 - 36	0.42 – 0.48	Apply in at least 100 gallons of water per acre. Use higher rates for heavier mite pressure.  <ul style="list-style-type: none"> <li>Do not make more than one application per year.</li> <li>Do not exceed application rate of 36 fl oz of product (0.48 lb a.i.) per acre per year.</li> <li>Do not apply this product until crop is through petal fall unless the conditions under the Direction For Use section on page 3 have been met.</li> </ul>
<b>CUCURBIT VEGETABLES GROUP 9 (3)</b> Chayote (fruit); Chinese waxgourd (Chinese preserving melon); citron melon; cucumber; gherkin; gourd, edible (includes hyotan, cucuzza, hechima, Chinese okra); <i>Momordica</i> spp (includes balsam apple, balsam pear, bittermelon, Chinese cucumber); muskmelon (includes cantaloupe); pumpkin; squash, summer; squash, winter (includes butternut squash, calabaza, hubbard squash, acorn squash, spaghetti squash); watermelon	24 - 36	0.3 – 0.48	Apply in at least 25 gallons of water per acre. Use higher rates for heavier mite pressure.  <ul style="list-style-type: none"> <li>Do not make more than one application per year.</li> <li>Do not exceed application rate of 36 fl oz of product (0.48 lb a.i.) per acre per year.</li> </ul>

<b>FRUITING VEGETABLE GROUP 8-10 (3)</b> African eggplant; bush tomato; bell pepper; cocona; currant tomato; eggplant; garden huckleberry; goji berry; groundcherry; martynia; naranjilla; okra; pea eggplant; pepino; non-bell pepper; roselle; scarlet eggplant; sunberry; tomatillo; tomato; tree tomato; cultivars, varieties, and/or hybrids of these	24 - 36	0.3 – 0.48	Apply in at least 25 gallons of water per acre. Use higher rates for heavier mite pressure.
	<ul style="list-style-type: none"> <li>Do not make more than one application per year.</li> <li>Do not exceed application rate of 36 fl oz of product (0.48 lb a.i.) per acre per year.</li> </ul>		
<b>HOPS (7)</b>	32 - 36	0.42 – 0.48	Apply in at least 100 gallons of water per acre. Use higher rates for heavier mite pressure.
	<ul style="list-style-type: none"> <li>Do not make more than one application per year.</li> <li>Do not exceed application rate of 36 fl oz of product (0.48 lb a.i.) per acre per year.</li> </ul>		
<b>EDIBLE-PODDED LEGUME VEGETABLE SUBGROUP 6A (7)</b> Bean ( <i>Phaseolus</i> spp.) (includes runner bean, snap bean, wax bean); bean ( <i>Vigna</i> spp.) (includes asparagus bean, Chinese longbean, moth bean, yardlong bean); jackbean; pea ( <i>Pisum</i> spp.) (includes dwarf pea, edible-podded pea, snow pea, sugar snap pea); pigeon pea; soybean (immature seed); sword bean	32 - 36	0.42 – 0.48	Apply in at least 20 gallons of water per acre. Use higher rates for heavier mite pressure.
	<ul style="list-style-type: none"> <li>Do not make more than one application per year.</li> <li>Do not exceed application rate of 36 fl oz of product (0.48 lb a.i.) per acre per year.</li> </ul>		
<b>SUCCULENT PEA AND BEAN SUBGROUP 6B (7)</b> Bean ( <i>Phaseolus</i> spp.) (includes lima bean (green)); broad bean (succulent); bean ( <i>Vigna</i> spp.) (includes blackeyed pea, cowpea, southern pea); pea ( <i>Pisum</i> spp.) (includes English pea, garden pea, green pea); pigeon pea	32- 36	0.42 – 0.48	Apply in at least 20 gallons of water per acre. Use higher rates for heavier mite pressure.
	<ul style="list-style-type: none"> <li>Do not make more than one application per year.</li> <li>Do not exceed application rate of 36 fl oz of product (0.48 lb a.i.) per acre per year.</li> </ul>		
<b>DRIED SHELLED PEA AND BEAN (EXCEPT SOYBEAN) SUBGROUP 6C (7)</b> Dried cultivars of bean ( <i>Lupinus</i> spp.) (includes grain lupin, sweet lupin, white lupin, and white sweet lupin); ( <i>Phaseolus</i> spp.) (includes field bean, kidney bean, lima bean (dry), navy bean, pinto bean, tepary bean); bean ( <i>Vigna</i> spp.) (includes adzuki bean, blackeyed pea, catjang, cowpea, Crowder pea, moth bean, mung bean, rice bean, southern pea, urd bean); broad bean (dry); chickpea; guar; lablab bean (hyacinth bean); lentil; pea ( <i>Pisum</i> spp.) (includes field pea); pigeon pea	32 - 36	0.42 – 0.48	Apply in at least 20 gallons of water per acre. Use higher rates for heavier mite pressure.
	<ul style="list-style-type: none"> <li>Do not make more than one application per year.</li> <li>Do not exceed application rate of 36 fl oz (0.48 lb a.i.).</li> </ul>		
<b>LOW GROWING BERRY SUBGROUP 13-07G (1)</b>  Bearberry; bilberry; blueberry, lowbush; cloudberry; cranberry; lingonberry; muntries; partridgeberry; strawberry; cultivars, varieties, and/or hybrids of these	32 - 36	0.42 – 0.48	Apply in at least 50 gallons of water per acre. Use higher rates for heavier mite pressure.
	<ul style="list-style-type: none"> <li>Do not make more than one application per year.</li> <li>Do not exceed application rate of 36 fl oz of product (0.48 lb a.i.) per acre per year.</li> <li>Do not apply this product until crop is through petal fall unless the conditions under the Direction For Use section on page 3 have been met.</li> </ul>		
<b>PEPPERMINT AND SPEARMINT (7)</b> 	24 - 36	0.3 – 0.48	Apply in at least 20 gallons of water per acre. Use higher rates for heavier mite pressure.
	<ul style="list-style-type: none"> <li>Do not make more than one application per year.</li> <li>Do not exceed application rate of 36 fl oz of product (0.48 lb a.i.) per acre per year.</li> <li>Apply this product before bloom.</li> </ul>		
<b>NON-BEARING TREE FRUITS AND NUTS (field grown and nursery)</b> Non-bearing crops are perennial crops that will	24 - 36	0.3 - 0.48	Apply in at least 100 gallons of water per acre. Use higher rates for heavier mite pressure.



not produce a harvestable raw agricultural commodity during the season of application (0)			<ul style="list-style-type: none"> <li>Do not make more than one application per year.</li> <li>Do not exceed application rate of 36 fl oz of product (0.48 lb a.i.) per acre per year.</li> </ul>
<b>POME FRUIT GROUP 11-10 (7)</b>  Apple; azarole; crabapple; loquat; mayhaw; medlar; pear; pear, Asian; quince; quince, Chinese; quince, Japanese; tejocote; cultivars, varieties, and/or hybrids of these	32 - 36	0.42 – 0.48	Apply in at least 50 gallons of water per acre. Use higher rates for heavier mite pressure. <ul style="list-style-type: none"> <li>Do not make more than one application per year.</li> <li>Do not exceed application rate of 36 fl oz of product (0.48 lb a.i.) per acre per year.</li> <li>Do not apply this product until crop is through petal fall.</li> </ul>
<b>SMALL FRUIT VINE CLIMBING SUBGROUP, EXCEPT FUZZY KIWIFRUIT 13-07F (7)</b> Amur river grape; gooseberry; grape; kiwifruit, hardy; maypop; schisandra berry; cultivars, varieties, and/or hybrids of these	32 - 36	0.42 – 0.48	Apply in at least 50 gallons of water per acre. Use higher rates for heavier mite pressure. <ul style="list-style-type: none"> <li>Do not make more than one application per year.</li> <li>Do not exceed application rate of 36 fl oz of product (0.48 lb a.i.) per acre per year.</li> </ul>
<b>STONE FRUIT GROUP 12-12 (3)</b>  Apricot; apricot, Japanese; capulin; cherry, black; cherry, Nanking; cherry, sweet; cherry, tart; Jujube, Chinese; nectarine; peach; plum; plum, American; plum, beach; plum, Canada; plum, cherry; plum, Chickasaw; plum, Damson; plum, Japanese; plum, Klamath; plum, prune; plumcot; sloe; cultivars, varieties, and/or hybrids of these	32 - 36	0.42 – 0.48	Apply in at least 50 gallons of water per acre. Use higher rates for heavier mite pressure. <ul style="list-style-type: none"> <li>Do not make more than one application per year.</li> <li>Do not exceed application rate of 36 fl oz of product (0.48 lb a.i.) per acre per year.</li> <li>Do not apply until all varieties in the orchard to be treated are through petal fall.</li> <li>Do not apply this product until crop is through petal fall.</li> </ul>
<b>TREE NUT CROP GROUP 14-12 (7)</b>  African nut-tree; almond; beechnut; Brazil nut; Brazilian pine; bunya; bur oak; butternut; Cajou nut; candlenut; cashew; chestnut; chinquapin; coconut; coquito nut; dika nut; ginkgo; Guiana chestnut; hazelnut (filbert); heartnut; hickory nut; Japanese horse-chestnut; macadamia nut; mongongo nut; monkey-pot; monkey puzzle nut; Okari nut; Pachira nut; peach palm nut; pecan; pequi; Pili nut; pine nut; pistachio; Sapucaia nut; tropical almond; walnut, black; walnut, English; yellowhorn; cultivars, varieties, and/or hybrids of these	32 - 36	0.42 – 0.48	Apply in at least 100 gallons of water per acre. Slower application speed helps ensure good coverage. Use higher rates for heavier mite pressure. <ul style="list-style-type: none"> <li>Do not make more than one application per year.</li> <li>Do not exceed application rate of 36 fl oz of product (0.48 lb a.i.) per acre per year.</li> <li>Do not apply until all varieties in the orchard to be treated are through petal fall.</li> <li>Do not apply this product until crop is through petal fall.</li> </ul>

#### RESTRICTIONS ON ALL CROPS:

- Aerial applications are prohibited.
- Do not apply by any type of irrigation system.
- Only ground sprayer and airblast applications are permitted.
- Do not apply during conditions when product will drift to other crops and non-target areas.
- Do not plant rotational crops, other than those on this label, within 30 days of this application. Do not plant root, tuber and bulb vegetables within 120 days of this application.

### STORAGE AND DISPOSAL

Do not contaminate water, food, or feed by storage or disposal.

**Pesticide Storage:** Store in a cool, dry place away from heat or open flame.

**Pesticide Disposal:** Pesticide wastes are acutely hazardous. Wastes resulting from this product may be disposed of on site or at an approved waste disposal facility. Improper disposal of excess pesticide, spray mix, or rinsate is a violation of federal law.

If these wastes cannot be disposed of according to label instructions, contact the state agency responsible for pesticide regulation or the Hazardous Waste representative at the nearest EPA Regional Office for guidance.

**Container Disposal:** Nonrefillable container. Do not reuse or refill this container. Clean container promptly after emptying. Triple rinse as follows: Empty the remaining contents into application equipment or a mix tank and drain for 10 seconds after the flow begins to drip. Fill the container ¼ full with water and recap. Shake for 10 seconds. Pour rinsate into application equipment or a mix tank or store rinsate for later use or disposal. Drain for 10 seconds after the flow begins to drip. Repeat this procedure two more times. Then offer for recycling if available or puncture and dispose of in a sanitary landfill or by other procedures approved by state and local authorities.

**FOR 24 HOUR EMERGENCY ASSISTANCE (SPILL, LEAK, OR FIRE). CALL CHEMTREC® (800) 424-9300**



#### **NOTICE OF CONDITIONS OF SALE AND WARRANTY AND LIABILITY LIMITATIONS**

Important: Read the entire Directions for Use and Notice of Conditions of Sale and Warranty and Liability Limitations before using this product. If terms are not acceptable return the unopened container for a full refund.

Our directions for use of this product are based on tests believed to be reliable. However, it is impossible to eliminate all risk associated with the use of this product. Crop injury, inadequate performance, or other unintended consequences may result due to soil or weather conditions, off target movement, presence of other materials, method of use or application, and other factors, all of which are beyond the control of Gowan Company. All such risks shall be assumed by the Buyer and User.

Gowan Company warrants that this product conforms to the specifications on the label when used in strict conformance with Direction for Use, subject to the above stated risk limitations. TO THE EXTENT CONSISTENT WITH APPLICABLE LAW, GOWAN COMPANY MAKES NO OTHER EXPRESS OR IMPLIED WARRANTY OF MERCHANTABILITY OR FITNESS FOR A PARTICULAR PURPOSE NOR ANY OTHER EXPRESS OR IMPLIED WARRANTY.

TO THE EXTENT CONSISTENT WITH APPLICABLE LAW, GOWAN COMPANY'S EXCLUSIVE LIABILITY FOR ANY AND ALL LOSSES, INJURIES OR DAMAGES RESULTING FROM THE USE OR HANDLING OF THIS PRODUCT WHETHER IN CONTRACT, WARRANTY, TORT, NEGLIGENCE, OR ANY OTHER LEGAL THEORY IS STRICTLY LIMITED TO THE PURCHASE PRICE PAID OR REPLACEMENT OF PRODUCT, AT GOWAN COMPANY'S SOLE DISCRETION.

Chemtrec® is a registered trademark of American Chemistry Council, Inc.

01-R0419EPA

FENAZAQUIN	GROUP	21A	ACARICIDE
FENAZAQUIN	GROUP	39	FUNGICIDE



<b>ACTIVE INGREDIENT:</b> Fenazaquin	
4-tert-butylphenethyl quinazolin-4-yl ether (IUPAC)	18.79%
<b>OTHER INGREDIENTS:</b>	81.21%
	TOTAL 100.0%

Contains 1.7 pounds active ingredient per gallon.

## KEEP OUT OF REACH OF CHILDREN WARNING/AVISO

Si usted no entiende la etiqueta, busque a alguien para que se la explique a usted en detalle. (If you do not understand the label, find someone to explain it to you in detail.)

FIRST AID	
<b>If swallowed</b>	<ul style="list-style-type: none"> <li>Call a poison control center or doctor immediately for treatment advice.</li> <li>Have the person sip a glass of water if able to swallow.</li> <li>Do not induce vomiting unless told to do so by a poison control center or doctor.</li> <li>Do not give anything by mouth to an unconscious person.</li> </ul>
<b>If inhaled</b>	<ul style="list-style-type: none"> <li>Move person to fresh air.</li> <li>If person is not breathing call 911 or an ambulance, then give artificial respiration, preferably mouth-to-mouth, if possible.</li> <li>Call a poison control center or doctor for further treatment advice.</li> </ul>
<b>If in eyes</b>	<ul style="list-style-type: none"> <li>Hold eye open and rinse slowly and gently with water for 15-20 minutes.</li> <li>Remove contact lenses, if present, after first 5 minutes, then continue rinsing eye.</li> <li>Call a poison control center or doctor for treatment advice.</li> </ul>
<b>If on skin or clothing</b>	<ul style="list-style-type: none"> <li>Take off contaminated clothing.</li> <li>Rinse skin immediately with plenty of water for 15-20 minutes.</li> <li>Call a poison control center or doctor for treatment advice.</li> </ul>
<b>HOTLINE NUMBER</b>	
Have the product container or label with you when calling a poison control center or doctor or going for treatment. <b>FOR MEDICAL EMERGENCIES INVOLVING THIS PRODUCT CALL 1-888-478-0798.</b>	
<b>NOTE TO PHYSICIAN</b>	
If ingested, the product may cause irritation of the GI tract, vomiting and diarrhea. Treatment should be symptomatic and supportive. No antidote is recommended.	

### PRECAUTIONARY STATEMENTS HAZARD TO HUMANS AND DOMESTIC ANIMALS WARNING/AVISO

WARNING: May be fatal if swallowed. Harmful if inhaled. Causes moderate eye irritation. Wash hands thoroughly with soap and water after handling and before eating, drinking, chewing gum, using tobacco or using the toilet. Avoid breathing dust. Remove and wash contaminated clothing before reuse. Avoid contact with eyes, skin or clothing.

NET CONTENTS \_\_\_ QUARTS

## PERSONAL PROTECTIVE EQUIPMENT (PPE)

### Applicators and other handlers must wear:

- Long-sleeved shirt and long pants (Coveralls for mixing/loading and applying with high-pressure handwand)
- Chemical-resistant gloves
- Shoes plus socks

Discard clothing and other absorbent materials that have been drenched or heavily contaminated with this product's concentrate. Do not re-use them. Follow manufacturer's instructions for cleaning and maintaining PPE. If no such instructions for washables exist, use detergent and hot water. Keep and wash PPE separately from other laundry.

**Engineering Controls Statement:** When handlers use closed systems, enclosed cabs, or aircraft in a manner that meets the requirements listed in the Worker Protection Standard (WPS) for agricultural pesticides [40 CFR 170.240(d)(4-6)], the handler PPE requirements may be reduced or modified as specified in the WPS.

### USER SAFETY RECOMMENDATIONS

#### Users should:

- Wash hands thoroughly before eating, drinking, chewing gum, using tobacco, or using the toilet.
- Remove clothing immediately if pesticide gets inside. Then wash thoroughly and put on clean clothing.
- Remove PPE immediately after handling this product. Wash the outside of gloves before removing. As soon as possible, wash thoroughly and change into clean clothing.

### ENVIRONMENTAL HAZARDS

This pesticide is toxic to fish and aquatic invertebrates. Do not apply directly to water, to areas where surface water is present, or to intertidal areas below the mean high-water mark. Do not contaminate water when disposing of equipment washwaters or rinsate. Drift and runoff may be hazardous to aquatic organisms in water adjacent to treated areas. A level, well-maintained vegetative buffer strip between areas to which this product is applied and surface water features such as ponds, streams, and springs will reduce the potential loading of fenazaquin from runoff water and sediment.

This product is highly toxic to bees and other pollinating insects exposed to direct treatment or to residues in/on blooming crops or weeds. **Do not apply this product or allow it to drift to blooming crops, ornamentals, or weeds if bees or other pollinating insects are visiting the treatment area.**

Protect pollinating insects by following label directions intended to minimize drift and reduce pesticide risk to these organisms.

### PROTECTION OF POLLINATORS



**APPLICATION RESTRICTIONS** EXIST FOR THIS PRODUCT BECAUSE OF RISK TO BEES AND OTHER INSECT POLLINATORS. FOLLOW APPLICATION RESTRICTIONS FOUND IN THE DIRECTIONS FOR USE TO PROTECT POLLINATORS.



Look for the bee hazard icon in the Directions for Use for each application site for specific use restrictions and instructions to protect bees and other insect pollinators.

#### **This product can kill bees and other insect pollinators.**

Bees and other insect pollinators will forage on plants when they flower, shed pollen, or produce nectar.

Bees and other insect pollinators can be exposed to this pesticide from:

- Direct contact during foliar applications, or contact with residues on plant surfaces after foliar applications
- Ingestion of residues in nectar and pollen when the pesticide is applied as a seed treatment, soil, tree injection, as well as foliar applications.

When Using This Product Take Steps To:

- Minimize exposure of this product to bees and other insect pollinators when they are foraging on pollinator attractive plants around the application site.
- Minimize drift of this product on to beehives or to off-site pollinator attractive habitat. Drift of this product onto beehives or off-site to pollinator attractive habitat can result in bee kills.

Information on protecting bees and other insect pollinators may be found at the Pesticide Environmental Stewardship website at: <http://pesticidestewardship.org/PollinatorProtection/Pages/default.aspx>.

Pesticide incidents (for example, bee kills) should immediately be reported to the state/tribal lead agency. For contact information for your state, go to: [www.aapco.org/officials.html](http://www.aapco.org/officials.html). Pesticide incidents should also be reported to the National Pesticide Information Center at: [www.npic.orst.edu](http://www.npic.orst.edu)-or directly to EPA at: [beekill@epa.gov](mailto:beekill@epa.gov)

## PRODUCT INFORMATION

**MAGISTER SC** is a suspension concentrate formulation that acts by contact to provide rapid knockdown of mites and certain insects. **MAGISTER SC** provides control of eggs by contact and controls immature and adult mites by both contact and ingestion. In addition to mites, **MAGISTER SC** has proven fungicidal activity. **MAGISTER SC** is a METI (mitochondrial electron transport inhibitor) classified as IRAC Group 21 and a FRAC Group 39.

## DIRECTIONS FOR USE

It is a violation of Federal law to use this product in a manner inconsistent with its labeling.

Do not apply this product in a way that will contact workers or other persons, either directly or through drift. Only protected handlers may be in the area during application. For any requirements specific to your State or Tribe, consult the agency responsible for pesticide regulation.

- Do not apply by any type of irrigation system.
- Do not apply until all crops to be treated are through petal fall unless the following conditions have been met:

### 1. FOR CROPS UNDER CONTRACTED POLLINATION SERVICES



- Do not apply this product while bees are foraging
- Do not apply this product until flowering is complete and all petals have fallen unless the following condition has been met: If an application must be made when managed bees are at the treatment site, the beekeeper providing the pollination services must be notified no less than 48-hours prior to the time of the planned application so that the bees can be removed, covered or otherwise protected for 3 hours following application.

### 2. FOR FOOD CROPS AND COMMERCIALY GROWN ORNAMENTALS NOT UNDER CONTRACT FOR POLLINATION SERVICES BUT ARE ATTRACTIVE TO POLLINATORS



- Do not apply this product while bees are foraging.
- This product is toxic to bees exposed to residue for less than 3 hours following treatment.
- Do not apply this product to blooming, pollen-shedding or nectar-producing parts of plants if bees may forage on the plants during this time period, unless the application is made in response to a public health emergency declared by the appropriate state or federal authorities.

## AGRICULTURAL USE REQUIREMENTS

Use this product only in accordance with its labeling and with the Worker Protection Standard, 40 CFR part 170. This standard contains requirements for the protection of agricultural workers on farms, forests, nurseries, and greenhouses, and handlers of agricultural pesticides. It contains requirements for training, decontamination, notification, and emergency assistance. It also contains specific instructions and exceptions pertaining to the statements on this label about personal protective equipment (PPE), notification to workers, and restricted-entry interval. The requirements in this box only apply to uses of this product that are covered by the Worker Protection Standard.

Do not enter or allow worker entry into treated areas during the restricted entry interval (REI) of **12 hours**.

PPE required for early entry to treated areas that is permitted under the Worker Protection Standard and that involves contact with anything that has been treated, such as plants, soil, or water, is:

- Coveralls
- Chemical-resistant gloves
- Shoes plus socks

## RESISTANCE MANAGEMENT

### For Use as an Acaricide:

For resistance management, Magister SC contains a Group 21 acaricide. Any insect/mite population may contain individuals naturally resistant to Magister SC and other Group 21 acaricides. The resistant individuals may dominate the insect/mite population if this group of acaricides are used repeatedly in the same fields. Appropriate resistance-management strategies should be followed

To delay acaricide resistance, take the following steps:

- Rotate the use of Magister SC or other Group 21 acaricides within a growing season, or among growing seasons, with different groups that control the same pests.
- Use tank mixtures with acaricides from a different group that are equally effective on the target pest when such use is permitted. Do not rely on the same mixture repeatedly for the same pest population. Consider any known cross-resistance issues (for the targeted pests) between the individual components of a mixture. In addition, consider the following recommendations provided by the Insecticide Resistance Action Committee (IRAC):
  - Individual insecticides selected for use in mixtures should be highly effective and be applied at the rates at which they are individually registered for use against the target species.
  - Mixtures with components having the same IRAC mode of action classification are not recommended for insect resistance management.
  - When using mixtures, consider any known cross-resistance issues between the individual components for the targeted pest(s).
  - Mixtures become less effective if resistance is already developing to one or both active ingredients, but they may still provide pest management benefits.
  - The insect resistance management benefits of an insecticide mixture are greatest if the two components have similar periods of residual insecticidal activity. Mixtures of insecticides with unequal periods of residual insecticide activity may offer an insect resistance management benefit only for the period where both insecticides are active.
- Adopt an integrated pest management program (IPM) for acaricides use that includes scouting, uses historical information related to pesticide use, crop rotation, record keeping, and which considers cultural, biological and other chemical control practices.
- Monitor after application for unexpected target pest survival. If the level of survival suggests the presence of resistance, consult with your local university specialist or certified pest control advisor.
- Contact your local extension specialist or certified crop advisors for any additional pesticide resistance-management and/or IPM recommendations for the specific site and pest problems in your area.
- For further information or to report suspected resistance contact a Gowan Company representative.

### For Use as a Fungicide:

For resistance management, Magister SC contains a Group 39 fungicide. Any fungal/bacterial population may contain individuals naturally resistant to Magister SC and other Group 39 fungicides. A gradual or total loss of pest control may occur over time if these fungicides are used repeatedly in the same fields. Appropriate resistance-management strategies should be followed.

To delay fungicide/bactericide resistance, take one or more of the following steps:

- Rotate the use of Magister SC or other Group 39 fungicides within a growing season sequence with different groups that control the same pathogens.
- Use tank mixtures with fungicide/bactericides from a different group that are equally effective on the target pest when such use is permitted. Use at least the minimum application rate as labeled by the manufacturer.
- Adopt an integrated disease management program for fungicide/bactericide use that includes scouting, uses historical information related to pesticide use, and crop rotation, and which considers host plant resistance, impact of environmental conditions on disease development, disease thresholds, as well as cultural, biological and other chemical control practices.
- Where possible, make use of predictive disease models to effectively time fungicide/bactericide applications. Note that using predictive models alone is not sufficient to manage resistance.
- Monitor treated fungal/bacterial populations for resistance development.
- Contact your local extension specialist or certified crop advisor for any additional pesticide resistance-management and/or IPM recommendations for specific crops and pathogens.
- For further information or to report suspected resistance contact a Gowan Company representative. You can also contact your pesticide distributor or university extension specialist to report resistance.

#### APPLICATION INSTRUCTIONS

Apply this product to the crops listed on this label. Apply as described in the mixing and application section below. Apply only for the sites, pests, and application methods described on this label. Apply by ground or air unless otherwise specified under the crop comments or on supplemental labeling supplied by Gowan Company.

#### FOLIAR SPRAY APPLICATIONS

- Foliar applications may be made using properly calibrated ground sprayers. Thorough and uniform coverage of plants, with direct contact of the spray mixture to the target pests is required for satisfactory control.
- Apply **MAGISTER SC** in sufficient water to ensure thorough coverage of fruit and foliage. Applications can be made with low or high volume spray equipment; however, thorough coverage is required for optimum control.
- Do not apply where thorough coverage of plant is not possible. Applications made with less than thorough coverage may result in slower activity and/or less overall control from a single application than an application made with higher gallonages. See application volume directions by crop in the Application Directions table.

#### SPRAY DRIFT MANAGEMENT

- Do not allow spray to drift from the application site and contact people, structures people occupy at any time and the associated property, parks and recreation areas, non-target crops, aquatic and wetland areas, woodlands, pastures, rangelands, or animals.
- For ground boom applications, apply with nozzle height no more than 4 feet above the ground or crop canopy and when wind speed is 10 mph or less at the application site as measured by an anemometer. Use medium or coarser spray according to ASAE 572 definition for standard nozzles or VMD for spinning atomizer nozzles.
- For orchard/vineyard airblast applications, do not direct spray above trees/vines and turn off outward pointing nozzles at row ends and outer rows. Apply only when wind speed is 3 -10 mph at the application site as measured by an anemometer outside of the orchard/vineyard on the upwind side. The applicator also must use all other measures necessary to control drift.

#### MIXING INSTRUCTIONS

Shake well before using and agitate frequently while applying. If agitation is stopped for an extended period of time, the spray solution must be thoroughly re-mixed prior to further use. Maintain agitation during mixing. In general, no additives are necessary for effective use of **MAGISTER SC**. **MAGISTER SC** may be tank mixed with non-ionic surfactants.

#### Phytotoxicity

The phytotoxic potential of **MAGISTER SC** has been assessed on a wide variety of crops with no phytotoxicity observed. However, all plant species and their varieties and cultivars have not been tested with possible tank mix combinations, sequential pesticide treatments, and adjuvants and surfactants. Local conditions can also influence crop tolerance and may not match those under which testing has been conducted. Therefore, before using **MAGISTER SC**, test the product on a sample of the crop to be treated to ensure that a phytotoxic response will not occur as a result of applications.

#### Compatibility Test for Mix Components

- Before mixing components, always perform a compatibility jar test.
- For 50 gallons per acre spray volume, use 8.25 cups (2000 ml) of water. For other spray volumes, adjust rates accordingly. Only use water from the intended source at the source temperature.
- Add components in the sequence indicated in the **Mixing Order** (see below) using 2 teaspoons for each pound or 1 teaspoon for each 16ozs of labeled rate per acre.
- Always cap the jar and invert 10 cycles between component additions.
- When the components have all been added to the jar, let the solution stand for 15 minutes. Evaluate the solution for uniformity and stability. The spray solution should not have free oil on the surface, nor fine particles that precipitate to the bottom, nor thick (clabbered) texture. If the spray solution is not compatible, repeat the compatibility test with the addition of a suitable compatibility agent. If the solution is then compatible, use the compatibility agent as directed on its label. If the solution is still incompatible, do not mix the ingredients in the same tank.

#### Mixing Order

- 1) **Water:** Begin by agitating a thoroughly clean sprayer tank half full of clean water.
- 2) **Water-dispersible products:** (dry flowables, wettable powders, suspension concentrates, or suspo-emulsions)
- 3) **Emulsifiable concentrates**
- 4) **Water-soluble Products**
- 5) **Water-soluble additives**
- 6) **Remaining quantity water**

Maintain constant agitation during application.

It is the pesticide user's responsibility to ensure that all products are registered for the intended use. Read and follow the applicable restrictions and limitations and directions for use on all product labels involved in tank mixing. Users must follow the most restrictive directions for use and precautionary statements of each product in the tank mixture.

#### Pests Controlled by MAGISTER SC

<b>MITES</b>	
<b>TETRANYCHIDAE</b> (including but not limited to the following)	
Banks grass mite (use at least 32 fl oz per acre, for best results)	<i>Oligonychus ununguis</i>
Big Bud Mite	<i>Phytocoptella avellanae</i> <i>Cecidophyopsis vermiformis</i>
Brown mite	<i>Bryobia rubrioculus</i>
Carmin mite	<i>Tetranychus cinnabarinus</i>
Citrus red mite	<i>Panonychus citri</i>
European red mite	<i>Panonychus ulmi</i>
McDaniel spider mite	<i>Tetranychus mcdanieli</i>
Pacific spider mite	<i>Tetranychus pacificus</i>
Southern red mite	<i>Oligonychus ilicis</i>
Strawberry spider mite	<i>Tetranychus turkestanii</i>
Spruce spider mite	<i>Oligonychus ununguis</i>
Texas citrus mite	<i>Eotetranychus banksi</i>
Twospotted spider mite	<i>Tetranychus urticae</i>
Willamette spider mite	<i>Eotetranychus willamettei</i>
Yellow spider mite	<i>Eotetranychus carpini borealis</i>
Yuma spider mite	<i>Eotetranychus yumensis</i>
<b>ERIOPHYIDAE</b> (including but not limited to the following)	
Apple rust mite	<i>Aculus schlechtendali</i>
Blueberry bud mite	<i>Acalitus vaccinii</i>
Citrus bud mite	<i>Aceria sheldoni</i>
Citrus rust mite (use at least 32 fl oz per acre, for best results)	<i>Phyllocoptruta oleivora</i>
Grape rust mite	<i>Calepitrimerus vitis</i>
Plum nursery mite	<i>Aculus fockeui</i>
Peach silver mite	<i>Aculus Cornutus</i>
Pear rust mite	<i>Epirimerus pyri</i>
Pink citrus rust mite	<i>Aculops pelekassi</i>
<b>TARSONEMIDAE</b> (including but not limited to the following)	
Broad mite	<i>Polyphagotarsonemus latus</i>
<b>DISEASES</b>	
Alternaria Leaf Spot (suppression only)	<i>Alternaria alternata</i>
Powdery Mildew (control in grapes, cucurbits, hops and cherries only) (suppression in pome fruit)	Relevant species
Rust (suppression in almonds only)	<i>Tranzschelia discolor</i>
Shot Hole (suppression in almonds only)	<i>Wilsonomyces carpophilus</i>
Scab (suppression in almonds only)	<i>Fusicladium carpophilum</i>
<b>INSECTS</b>	
Asian Citrus Psyllid	<i>Diaphorina citri</i>
Grape leaf hopper	<i>Erythroneura elegantula</i>
Greenhouse whitefly	<i>Trialeurodes vaporariorum</i>
Pear psylla	<i>Cacopsylla pyricola</i>
Silverleaf whitefly	<i>Bemisia tabaci</i>



**RESTRICTIONS ON ALL CROPS:**

- Do not apply by any type of irrigation system.
- Only ground sprayer, airblast and aerial applications are permitted.
- Do not apply during conditions when product will drift to other crops and non-target areas.
- Do not apply within 100 feet of water bodies (including, but not limited to, lakes; reservoirs; rivers; permanent streams; marshes or natural ponds; estuaries; and commercial fish farm ponds).
- Do not plant rotational crops, other than those on this label, within 30 days of this application. Do not plant root, tuber and bulb vegetables within 120 days of this application.


**PREHARVEST INTERVAL**



The required days between the last application and harvest are given in ( ) after each crop name.




**APPLICATION DIRECTIONS**

CROP	RATE FL OZ/ACRE	LB A.I./ACRE	INSTRUCTIONS
<b>AVOCADO (7)</b>	24 - 36	0.32 – 0.48	<p><b>Ground:</b> Apply in at least 100 gallons of water per acre. Use higher labeled rates for heavier mite pressure.</p> <p><b>Air Application:</b> Apply the labeled rate of Magister SC by air in a minimum of 10 GPA. Applications made by air to dense foliage may not provide adequate coverage of lower leaf surfaces for sufficient control. Use of higher labeled rates may be necessary.</p> <p><b>Restrictions:</b></p> <ul style="list-style-type: none"> <li>• Do not make more than one application per year.</li> <li>• Do not exceed application rate of 36 fl oz of product (0.48 lb a.i.) per acre per year.</li> </ul>
 <b>BUSHBERRY SUBGROUP 13-07B (7)</b> Aronia berry; blueberry, highbush; blueberry, lowbush; buffalo currant; Chilean guava; cranberry, highbush; currant, black; currant, red; elderberry; European barberry; gooseberry; honeysuckle, edible; huckleberry; jostaberry; Juneberry (Saskatoon berry); lingonberry; native currant; salal; sea buckthorn; cultivars, varieties, and/or hybrids of these	24 – 36	0.32 – 0.48	<p><b>Ground:</b> Apply in at least 50 gallons of water per acre. Use higher labeled rates for heavier mite pressure.</p> <p><b>Air Application:</b> Apply the labeled rate of Magister SC by air in a minimum of 10 GPA. Applications made by air to dense foliage may not provide adequate coverage of lower leaf surfaces for sufficient control. Use of higher labeled rates may be necessary.</p> <p><b>Restrictions:</b></p> <ul style="list-style-type: none"> <li>• Do not make more than one application per year.</li> <li>• Do not exceed application rate of 36 fl oz of product (0.48 lb a.i.) per acre per year.</li> <li>• Do not apply this product until crop is through petal fall unless the conditions under the Direction For Use section on page 3 have been met.</li> </ul>
 <b>CANEBERRY SUBGROUP 13-07A (7)</b> Blackberry; loganberry; raspberry, black and red; wild raspberry; cultivars, varieties, and/or hybrids of these	32 - 36	0.43 – 0.48	<p><b>Ground:</b> Apply in at least 50 gallons of water per acre. Use higher labeled rates for heavier mite pressure.</p> <p><b>Air Application:</b> Apply the labeled rate of Magister SC by air in a minimum of 10 GPA. Applications made by air to dense foliage may not provide adequate coverage of lower leaf surfaces for sufficient control. Use of higher labeled rates may be necessary.</p> <p><b>Restrictions:</b></p> <ul style="list-style-type: none"> <li>• Do not make more than one application per year.</li> <li>• Do not exceed application rate of 36 fl oz of product (0.48 lb a.i.) per acre per year.</li> <li>• Do not apply this product until crop is through petal fall unless the conditions under the Direction For Use section on page 3 have been met.</li> </ul>
<b>CHRISTMAS TREE AND CHRISTMAS TREE PLANTATIONS (field grown, outdoor) (0)</b>	24 - 36	0.32 - 0.48	<p><b>Ground:</b> Apply in at least 50 gallons of water per acre. Use higher labeled rates for heavier mite pressure.</p> <p><b>Air Application:</b> Apply the labeled rate of Magister SC by air in a minimum of 10 GPA. Applications made by air to dense foliage may not provide adequate coverage of lower leaf surfaces for sufficient control. Use of higher labeled rates may be necessary.</p> <p><b>Restrictions:</b></p> <ul style="list-style-type: none"> <li>• Do not make more than one application per cropping.</li> <li>• Do not exceed 36 fl oz of product (0.48 lb a.i.) per acre per year.</li> </ul>



<p><b>CITRUS FRUIT GROUP 10-10 (7)</b>             Australian desert lime;            Australian finger-lime;            Australian round lime; Brown            River finger lime; calamondin;            citron; citrus hybrids; grapefruit; Japanese            summer grapefruit; kumquat; lemon; lime;            Mediterranean mandarin; mount white            lime; New Guinea wild lime; orange, sour;            orange, sweet; pummelo; Russell River            lime; satsuma mandarin; sweet lime;            tachibana orange; Tahiti lime; tangelo;            tangerine (mandarin); tangor; trifoliolate            orange; unqi fruit; cultivars, varieties,            and/or hybrids of these</p>	32 - 36	0.43 – 0.48	<p><b>Ground:</b> Apply in at least 100 gallons of water per acre. Use higher labeled rates for heavier mite pressure.  <b>Air Application:</b> Apply the labeled rate of Magister SC by air in a minimum of 10 GPA. Applications made by air to dense foliage may not provide adequate coverage of lower leaf surfaces for sufficient control. Use of higher labeled rates may be necessary.</p>
<p><b>Restrictions:</b></p> <ul style="list-style-type: none"> <li>Do not make more than one application per year.</li> <li>Do not exceed application rate of 36 fl oz of product (0.48 lb a.i.) per acre per year.</li> <li>Do not apply this product until crop is through petal fall unless the conditions under the Direction For Use section on page 3 have been met.</li> </ul>			
<p><b>CUCURBIT VEGETABLES GROUP 9 (3)</b>            Chayote (fruit); Chinese waxgourd            (Chinese preserving melon); citron melon;            cucumber; gherkin; gourd, edible            (includes hyotan, cucuzza, hechima,            Chinese okra); <i>Momordica</i> spp (includes            balsam apple, balsam pear, bittermelon,            Chinese cucumber); muskmelon (includes            cantaloupe); pumpkin; squash, summer;            squash, winter (includes butternut squash,            calabaza, hubbard squash, acorn squash,            spaghetti squash); watermelon</p>	24 - 36	0.32 – 0.48	<p><b>Ground:</b> Apply in at least 25 gallons of water per acre. Use higher labeled rates for heavier mite pressure.  <b>Air Application:</b> Apply the labeled rate of Magister SC by air in a minimum of 5 GPA. Applications made by air to dense foliage may not provide adequate coverage of lower leaf surfaces for sufficient control. Use of higher labeled rates may be necessary.</p>
<p><b>Restrictions:</b></p> <ul style="list-style-type: none"> <li>Do not make more than one application per year.</li> <li>Do not exceed application rate of 36 fl oz of product (0.48 lb a.i.) per acre per year.</li> </ul>			
<p><b>FRUITING VEGETABLE GROUP 8-10 (3)</b>            African eggplant; bush tomato; bell            pepper; cocona; currant tomato; eggplant;            garden huckleberry; goji berry;            groundcherry; martynia; naranjilla; okra;            pea eggplant; pepino; non-bell pepper;            roselle; scarlet eggplant; sunberry;            tomatillo; tomato; tree tomato; cultivars,            varieties, and/or hybrids of these</p>	24 - 36	0.32 – 0.48	<p><b>Ground:</b> Apply in at least 25 gallons of water per acre. Use higher labeled rates for heavier mite pressure.  <b>Air Application:</b> Apply the labeled rate of Magister SC by air in a minimum of 5 GPA. Applications made by air to dense foliage may not provide adequate coverage of lower leaf surfaces for sufficient control. Use of higher labeled rates may be necessary.</p>
<p><b>Restrictions:</b></p> <ul style="list-style-type: none"> <li>Do not make more than one application per year.</li> <li>Do not exceed application rate of 36 fl oz of product (0.48 lb a.i.) per acre per year.</li> </ul>			
<p><b>HOPS (7)</b></p>	32 - 36	0.43 – 0.48	<p><b>Ground:</b> Apply in at least 100 gallons of water per acre. Use higher labeled rates for heavier mite pressure.  <b>Air Application:</b> Apply the labeled rate of Magister SC by air in a minimum of 10 GPA. Applications made by air to dense foliage may not provide adequate coverage of lower leaf surfaces for sufficient control. Use of higher labeled rates may be necessary.</p>
<p><b>Restrictions:</b></p> <ul style="list-style-type: none"> <li>Do not make more than one application per year.</li> <li>Do not exceed application rate of 36 fl oz of product (0.48 lb a.i.) per acre per year.</li> </ul>			
<p><b>EDIBLE-PODDED LEGUME VEGETABLE SUBGROUP 6A (7)</b>            Bean (<i>Phaseolus</i> spp.) (includes runner            bean, snap bean, wax bean); bean (<i>Vigna</i>            spp.) (includes asparagus bean, Chinese            longbean, moth bean, yardlong bean);            jackbean; pea (<i>Pisum</i> spp.) (includes            dwarf pea, edible-podded pea, snow pea,            sugar snap pea); pigeon pea; soybean            (immature seed); sword bean</p>	32 - 36	0.43 – 0.48	<p><b>Ground:</b> Apply in at least 20 gallons of water per acre. Use higher labeled rates for heavier mite pressure.  <b>Air Application:</b> Apply the labeled rate of Magister SC by air in a minimum of 5 GPA. Applications made by air to dense foliage may not provide adequate coverage of lower leaf surfaces for sufficient control. Use of higher labeled rates may be necessary.</p>
<p><b>Restrictions:</b></p> <ul style="list-style-type: none"> <li>Do not make more than one application per year.</li> <li>Do not exceed application rate of 36 fl oz of product (0.48 lb a.i.) per acre per year.</li> </ul>			
<p><b>SUCCULENT PEA AND BEAN SUBGROUP 6B (7)</b>            Bean (<i>Phaseolus</i> spp.) (includes lima            bean (green)); broad bean (succulent);            bean (<i>Vigna</i> spp.) (includes blackeyed            pea, cowpea, southern pea); pea (<i>Pisum</i>            spp.) (includes English pea, garden pea,            green pea); pigeon pea</p>	32 - 36	0.43 – 0.48	<p><b>Ground:</b> Apply in at least 20 gallons of water per acre. Use higher labeled rates for heavier mite pressure.  <b>Air Application:</b> Apply the labeled rate of Magister SC by air in a minimum of 5 GPA. Applications made by air to dense foliage may not provide adequate coverage of lower leaf surfaces for sufficient control. Use of higher labeled rates may be necessary.</p>
<p><b>Restrictions:</b></p> <ul style="list-style-type: none"> <li>Do not make more than one application per year.</li> <li>Do not exceed application rate of 36 fl oz of product (0.48 lb a.i.) per acre per year.</li> </ul>			

<p><b>DRIED SHELLED PEA AND BEAN (EXCEPT SOYBEAN) SUBGROUP 6C (7)</b>  Dried cultivars of bean (<i>Lupinus</i> spp.) (includes grain lupin, sweet lupin, white lupin, and white sweet lupin); (<i>Phaseolus</i> spp.) (includes field bean, kidney bean, lima bean (dry), navy bean, pinto bean, tepary bean); bean (<i>Vigna</i> spp.) (includes adzuki bean, blackeyed pea, catjang, cowpea, Crowder pea, moth bean, mung bean, rice bean, southern pea, urd bean); broad bean (dry); chickpea; guar; lablab bean (hyacinth bean); lentil; pea (<i>Pisum</i> spp.) (includes field pea); pigeon pea</p>	32 - 36	0.43 – 0.48	<p><b>Ground:</b> Apply in at least 20 gallons of water per acre. Use higher labeled rates for heavier mite pressure.  <b>Air Application:</b> Apply the labeled rate of Magister SC by air in a minimum of 5 GPA. Applications made by air to dense foliage may not provide adequate coverage of lower leaf surfaces for sufficient control. Use of higher labeled rates may be necessary.</p>
<p><b>Restrictions:</b></p> <ul style="list-style-type: none"> <li>Do not make more than one application per year.</li> <li>Do not exceed application rate of 36 fl oz (0.48 lb a.i.).</li> </ul>			
<p><b>LOW GROWING BERRY SUBGROUP 13-07G (1)</b>   Bearberry; bilberry; blueberry, lowbush; cloudberry; cranberry; lingonberry; muntries; partridgeberry; strawberry; cultivars, varieties, and/or hybrids of these</p>	32 - 36	0.43 – 0.48	<p><b>Ground:</b> Apply in at least 50 gallons of water per acre. Use higher labeled rates for heavier mite pressure.  <b>Air Application:</b> Apply the labeled rate of Magister SC by air in a minimum of 5 GPA. Applications made by air to dense foliage may not provide adequate coverage of lower leaf surfaces for sufficient control. Use of higher labeled rates may be necessary.</p>
<p><b>Restrictions:</b></p> <ul style="list-style-type: none"> <li>Do not make more than one application per year.</li> <li>Do not exceed application rate of 36 fl oz of product (0.48 lb a.i.) per acre per year.</li> <li>Do not apply this product until crop is through petal fall unless the conditions under the Direction For Use section on page 3 have been met.</li> </ul>			
<p><b>PEPPERMINT AND SPEARMINT (7)</b>  </p>	24 - 36	0.32 – 0.48	<p><b>Ground:</b> Apply in at least 20 gallons of water per acre. Use higher labeled rates for heavier mite pressure.  <b>Air Application:</b> Apply the labeled rate of Magister SC by air in a minimum of 7 GPA. Applications made by air to dense foliage may not provide adequate coverage of lower leaf surfaces for sufficient control. Use of higher labeled rates may be necessary.</p>
<p><b>Restrictions:</b></p> <ul style="list-style-type: none"> <li>Do not make more than one application per year.</li> <li>Do not exceed application rate of 36 fl oz of product (0.48 lb a.i.) per acre per year.</li> <li>Apply this product before bloom.</li> </ul>			
<p><b>NON-BEARING TREE FRUITS AND NUTS (field grown and nursery)</b> Non-bearing crops are perennial crops that will not produce a harvestable raw agricultural commodity during the season of application (0)</p>	24 - 36	0.32 - 0.48	<p><b>Ground:</b> Apply in at least 100 gallons of water per acre. Use higher labeled rates for heavier mite pressure.  <b>Air Application:</b> Apply the labeled rate of Magister SC by air in a minimum of 10 GPA. Applications made by air to dense foliage may not provide adequate coverage of lower leaf surfaces for sufficient control. Use of higher labeled rates may be necessary.</p>
<p><b>Restrictions:</b></p> <ul style="list-style-type: none"> <li>Do not make more than one application per year.</li> <li>Do not exceed application rate of 36 fl oz of product (0.48 lb a.i.) per acre per year.</li> </ul>			

<p><b>POME FRUIT GROUP 11-10 (7)</b>   Apple; azarole; crabapple; loquat; mayhaw; medlar; pear; pear, Asian; quince; quince, Chinese; quince, Japanese; tejocote; cultivars, varieties, and/or hybrids of these</p>	32 - 36	0.43 – 0.48	<p><b>Ground:</b> Apply in at least 50 gallons of water per acre. Use higher labeled rates for heavier mite pressure.  <b>Air Application:</b> Apply the labeled rate of Magister SC by air in a minimum of 10 GPA. Applications made by air to dense foliage may not provide adequate coverage of lower leaf surfaces for sufficient control. Use of higher labeled rates may be necessary.</p>
<p><b>Restrictions:</b></p> <ul style="list-style-type: none"> <li>Do not make more than one application per year.</li> <li>Do not exceed application rate of 36 fl oz of product (0.48 lb a.i.) per acre per year.</li> <li>Do not apply this product until crop is through petal fall.</li> </ul>			
<p><b>SMALL FRUIT VINE CLIMBING SUBGROUP, EXCEPT FUZZY KIWIFRUIT 13-07F (7)</b>  Amur river grape; gooseberry; grape; kiwifruit, hardy; maypop; schisandra berry; cultivars, varieties, and/or hybrids of these</p>	32 - 36	0.43 – 0.48	<p><b>Ground:</b> Apply in at least 50 gallons of water per acre. Use higher labeled rates for heavier mite pressure.  <b>Air Application:</b> Apply the labeled rate of Magister SC by air in a minimum of 10 GPA. Applications made by air to dense foliage may not provide adequate coverage of lower leaf surfaces for sufficient control. Use of higher labeled rates may be necessary.</p>
<p><b>Restrictions:</b></p> <ul style="list-style-type: none"> <li>Do not make more than one application per year.</li> <li>Do not exceed application rate of 36 fl oz of product (0.48 lb a.i.) per acre per year.</li> </ul>			
<p><b>STONE FRUIT GROUP 12-12 (3)</b>   Apricot; apricot, Japanese; capulin; cherry, black; cherry, Nanking; cherry, sweet; cherry, tart; Jujube, Chinese; nectarine; peach; plum; plum, American; plum, beach; plum, Canada; plum, cherry; plum, Chickasaw; plum, Damson; plum, Japanese; plum, Klamath; plum, prune; plumcot; sloe; cultivars, varieties, and/or hybrids of these</p>	32 - 36	0.43 – 0.48	<p><b>Ground:</b> Apply in at least 50 gallons of water per acre. Use higher labeled rates for heavier mite pressure.  <b>Air Application:</b> Apply the labeled rate of Magister SC by air in a minimum of 10 GPA. Applications made by air to dense foliage may not provide adequate coverage of lower leaf surfaces for sufficient control. Use of higher labeled rates may be necessary.</p>
<p><b>Restrictions:</b></p> <ul style="list-style-type: none"> <li>Do not make more than one pre-harvest application per year.</li> <li>Do not make more than one post-harvest application per year.</li> <li>Do not exceed application rate of 36 fl oz of product (0.48 lb a.i.) per acre per year before harvest.</li> <li>Do not exceed application rate of 36 fl oz of product (0.48 lb a.i.) per acre per year after harvest.</li> <li>Do not exceed a maximum annual application rate of 0.96 lb a.i. per acre per year.</li> <li>Pre-harvest: Do not apply this product until crop is through petal fall.</li> </ul>			
<p><b>TREE NUT CROP GROUP 14-12 (7)</b>   African nut-tree; almond; beechnut; Brazil nut; Brazilian pine; bunya; bur oak; butternut; Cajou nut; candlenut; cashew; chestnut; chinquapin; coconut; coquito nut; dika nut; ginkgo; Guiana chestnut; hazelnut (filbert); heartnut; hickory nut; Japanese horse-chestnut; macadamia nut; mongongo nut; monkey-pot; monkey puzzle nut; Okari nut; Pachira nut; peach palm nut; pecan; pequi; Pili nut; pine nut; pistachio; Sapucaia nut; tropical almond; walnut, black; walnut, English; yellowhorn; cultivars, varieties, and/or hybrids of these</p>	32 - 36	0.43 – 0.48	<p><b>Ground:</b> Apply in at least 100 gallons of water per acre. Slower application speed helps ensure good coverage. Use higher labeled rates for heavier mite pressure.  <b>Air Application:</b> Apply the labeled rate of Magister SC by air in a minimum of 10 GPA. Applications made by air to dense foliage may not provide adequate coverage of lower leaf surfaces for sufficient control. Use of higher labeled rates may be necessary.</p>
<p><b>Restrictions:</b></p> <ul style="list-style-type: none"> <li>Do not make more than one application per year.</li> <li>Do not exceed application rate of 36 fl oz of product (0.48 lb a.i.) per acre per year.</li> <li>Do not apply this product until crop is through petal fall.</li> </ul>			

## STORAGE AND DISPOSAL

Do not contaminate water, food, or feed by storage or disposal.

**Pesticide Storage:** Store in a cool, dry place away from heat or open flame.

**Pesticide Disposal:** Pesticide wastes are acutely hazardous. Wastes resulting from this product may be disposed of on site or at an approved waste disposal facility. Improper disposal of excess pesticide, spray mix, or rinsate is a violation of federal law.

If these wastes cannot be disposed of according to label instructions, contact the state agency responsible for pesticide regulation or the Hazardous Waste representative at the nearest EPA Regional Office for guidance.

**Container Handling:** Nonrefillable container. Do not reuse or refill this container. Clean container promptly after emptying. Triple rinse as follows: Empty the remaining contents into application equipment or a mix tank and drain for 10 seconds after the flow begins to drip. Fill the container ¼ full with water and recap. Shake for 10 seconds. Pour rinsate into application equipment or a mix tank or store rinsate for later use or disposal. Drain for 10 seconds after the flow begins to drip. Repeat this procedure two more times. Then offer for recycling if available or to puncture and dispose of in a sanitary landfill or by other procedures approved by state and local authorities.

**FOR 24 HOUR EMERGENCY ASSISTANCE (SPILL, LEAK, OR FIRE). CALL CHEMTREC® (800) 424-9300**

### NOTICE OF CONDITIONS OF SALE AND WARRANTY AND LIABILITY LIMITATIONS

**Important:** Read the entire Directions for Use and Notice of Conditions of Sale and Warranty and Liability Limitations before using this product. If terms are not acceptable return the unopened container for a full refund.

Our directions for use of this product are based on tests believed to be reliable. However, it is impossible to eliminate all risk associated with the use of this product. Crop injury, inadequate performance, or other unintended consequences may result due to soil or weather conditions, off target movement, presence of other materials, method of use or application, and other factors, all of which are beyond the control of Gowan Company. All such risks shall be assumed by the Buyer and User.

Gowan Company warrants that this product conforms to the specifications on the label when used in strict conformance with Direction for Use, subject to the above stated risk limitations. TO THE EXTENT CONSISTENT WITH APPLICABLE LAW, GOWAN COMPANY MAKES NO OTHER EXPRESS OR IMPLIED WARRANTY OF MERCHANTABILITY OR FITNESS FOR A PARTICULAR PURPOSE NOR ANY OTHER EXPRESS OR IMPLIED WARRANTY.

TO THE EXTENT CONSISTENT WITH APPLICABLE LAW, GOWAN COMPANY'S EXCLUSIVE LIABILITY FOR ANY AND ALL LOSSES, INJURIES OR DAMAGES RESULTING FROM THE USE OR HANDLING OF THIS PRODUCT WHETHER IN CONTRACT, WARRANTY, TORT, NEGLIGENCE, OR ANY OTHER LEGAL THEORY IS STRICTLY LIMITED TO THE PURCHASE PRICE PAID OR REPLACEMENT OF PRODUCT, AT GOWAN COMPANY'S SOLE DISCRETION.

Chemtrec® is a registered trademark of American Chemistry Council, Inc.

01-R1020EPA